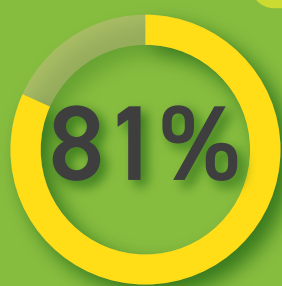


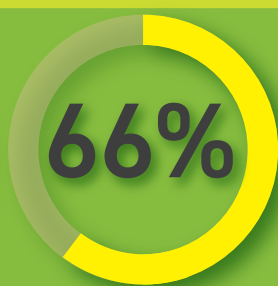
U.S. TIMESHARE IN 2018 PARADISE FOUND

\$9.6B
IN SALES
(4% INCREASE)

**8th STRAIGHT YEAR
INCREASED SALES**



Average
Timeshare
Occupancy




Average
Hotel
Occupancy*



\$2.3B IN RENTAL
REVENUE
12 MILLION NIGHTS RENTED




\$22,180
Average Sales
Price Per Interval




AVERAGE
MAINTENANCE FEE
\$980 (1% increase)



1,570 RESORTS
205,100 UNITS



OVER **70%** of units are 2 or more bedrooms



For the full *State of the Timeshare Industry, United States Study 2018 Edition*, visit www.arda.org/foundation.

To learn more about vacationing with timeshare, visit www.vacationbetter.org.

*STR Monthly Hotel Review: December 2017, Smith Travel Research

Produced by

EY



ARDA
American Resort Development Association